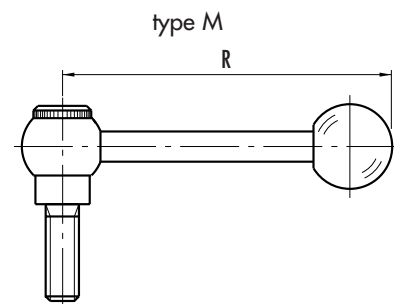
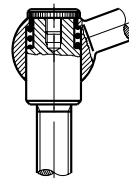
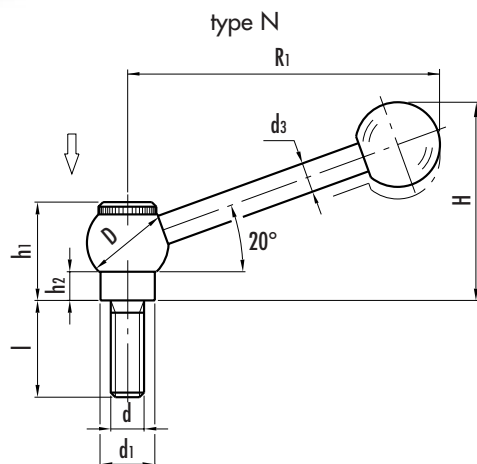


## Adjustable handles with threaded stud



- Turned and polished black-oxide steel body.
- Turned and polished black-oxide steel arm with DIN 319 black phenolic based (PF) Duroplast knob, available in two executions:
  - with straight arm (type M)
  - with inclined arm by a 20° angle (type N).
- Turned and polished black-oxide steel stud and screw.
- Treated steel spring.

GN 6337.3 adjustable handles are used when the operating angle is restricted owing to lack of space or when a particular handle position is required after locking. The clamping element is coupled to the spherical body by means of a toothed element. By pressing, the handle tothing is disengaged and the lever handle can be placed in the most suitable position for the operation. As soon as it is released, the handle is automatically engaged. For fitting where the handle cannot be turned a full 360° angle, the clamping element (with tothing released) can be easily tightened using the knurled screw.



Standard elements	Main dimensions								Threaded stud		Weight									
	Description	D	R	R1	H	h1	h2	d1	d3	d 6g	l	grams								
GN 6337.3-20-M8-20-M	20	74	70	46	25	8	13.5	8.5	M8	20	69									
GN 6337.3-20-M8-20-N										20	69									
GN 6337.3-20-M8-25-M										25	70									
GN 6337.3-20-M8-25-N										25	70									
GN 6337.3-20-M8-32-M										32	73									
GN 6337.3-20-M8-32-N										32	73									
GN 6337.3-20-M8-40-M										40	75									
GN 6337.3-20-M8-40-N										40	75									
GN 6337.3-20-M8-50-M										50	78									
GN 6337.3-20-M8-50-N										50	78									
GN 6337.3-20-M8-63-M										63	82									
GN 6337.3-20-M8-63-N										63	82									
GN 6337.3-25-M10-20-M										25	93	87	58	29	8	16	11	M10	20	129
GN 6337.3-25-M10-20-N																			20	129
GN 6337.3-25-M10-25-M	25	132																		
GN 6337.3-25-M10-25-N	25	132																		
GN 6337.3-25-M10-32-M	32	136																		
GN 6337.3-25-M10-32-N	32	136																		
GN 6337.3-25-M10-40-M	40	138																		
GN 6337.3-25-M10-40-N	40	138																		
GN 6337.3-25-M10-50-M	50	144																		
GN 6337.3-25-M10-50-N	50	144																		
GN 6337.3-25-M10-63-M	63	151																		
GN 6337.3-25-M10-63-N	63	151																		
GN 6337.3-28-M12-25-M	28	116	109	70.5	33.5	10.5	19	13	M12										25	217
GN 6337.3-28-M12-25-N																			25	217
GN 6337.3-28-M12-32-M										32	222									
GN 6337.3-28-M12-32-N										32	222									
GN 6337.3-28-M12-40-M										40	228									
GN 6337.3-28-M12-40-N										40	228									
GN 6337.3-28-M12-50-M										50	235									
GN 6337.3-28-M12-50-N										50	235									
GN 6337.3-28-M12-63-M										63	243									
GN 6337.3-28-M12-63-N										63	243									
GN 6337.3-28-M12-80-M										80	255									
GN 6337.3-28-M12-80-N										80	255									

3  
195  
Clamping levers